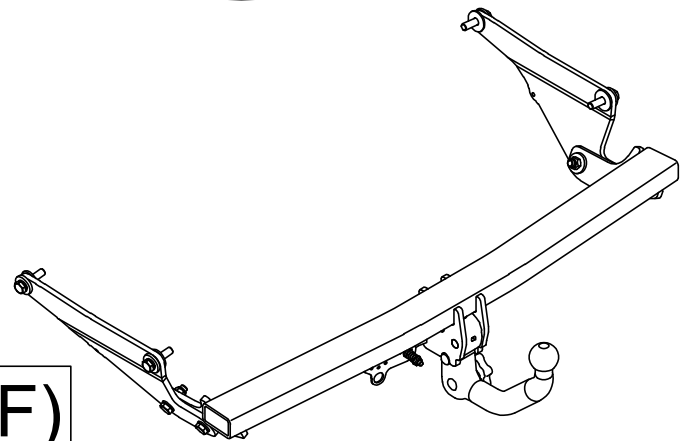





Die Anhängerkupplung.

Anhängerkupplungen
und Elektrosätze direkt
vom Hersteller



MVG: 0595 A

Mazda CX-5 (KE/GH/KF)

E Instrucciones de montaje

D Einbauanleitung

GB Installation instruction

F Notice de montage

NL Inbouw instructie

S Monteringsanvisning

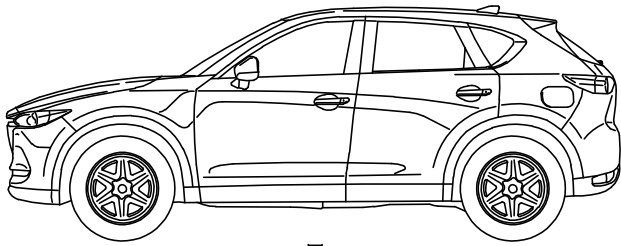
CZ Návod k montáži

I Istruzioni di montaggio

An der Wasserwiese 1
D-52249 Eschweiler

info@mvg-ahk.de
www.mvg-ahk.de

Tel.: 0049 (0)2403/7902-60
Fax: 0049 (0)2403/7902-99




↓ ≤ 2235 kg




EG

e13*2007/46*0247
e1*2001/116*0448
e13*2007/46*1803

$$D = 11,0 \text{ kN}$$



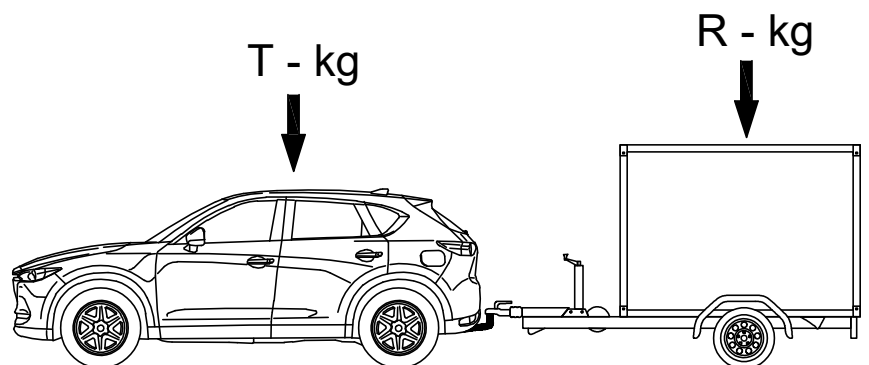
≤ 84 kg
≤ 88 kg



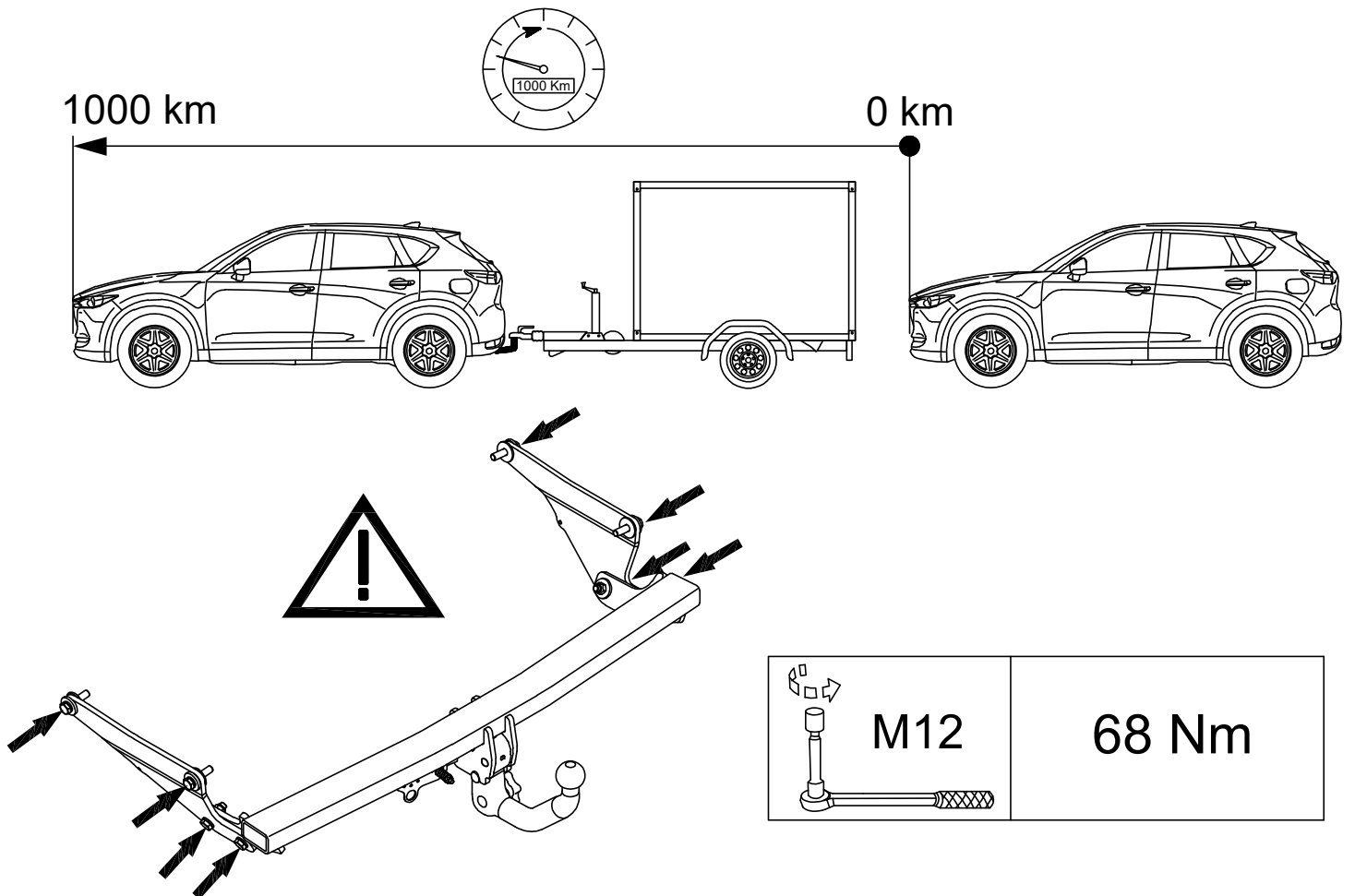
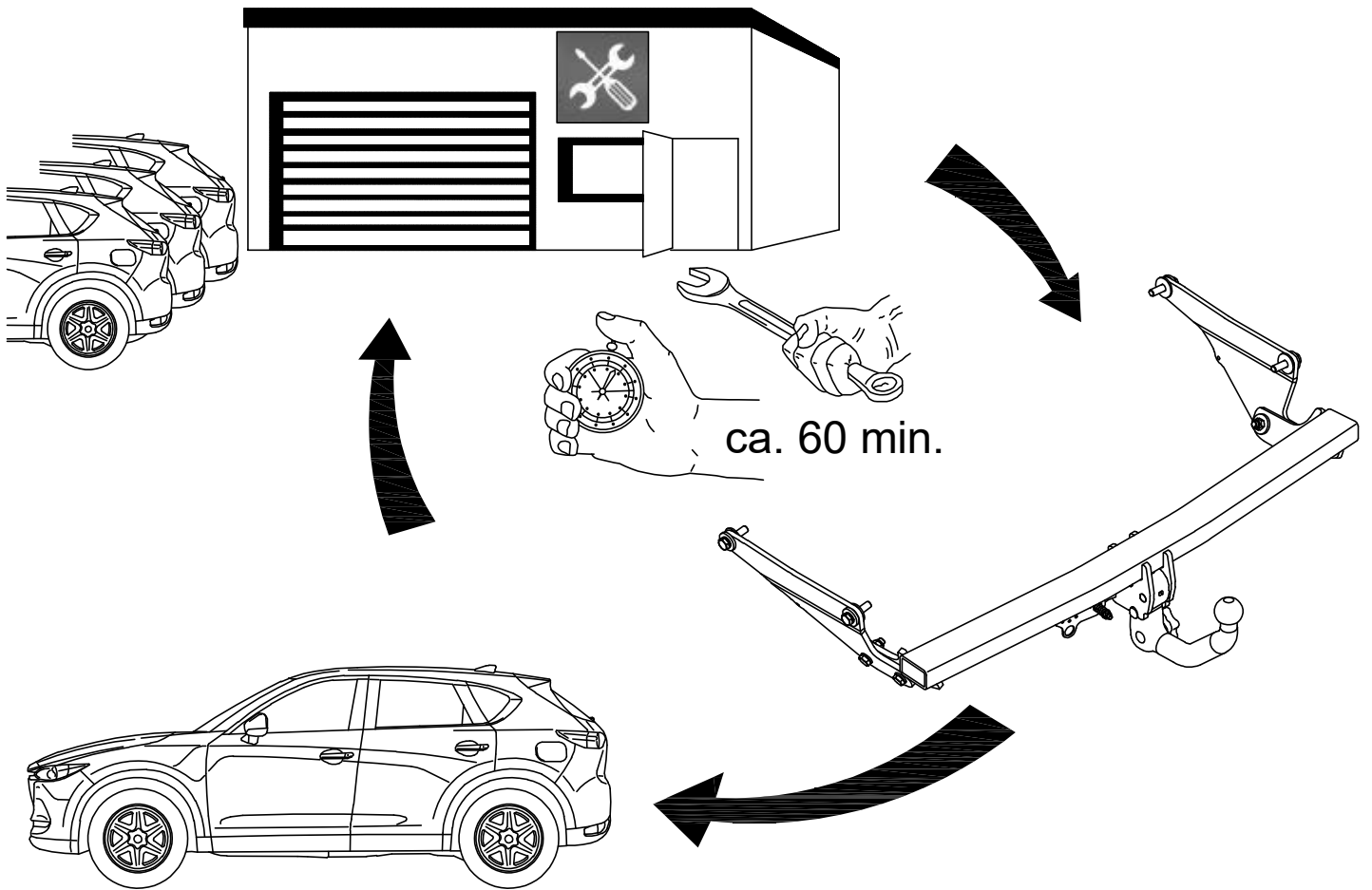
$$D = \frac{T \times R}{1000 \times (T + R)} \times g$$

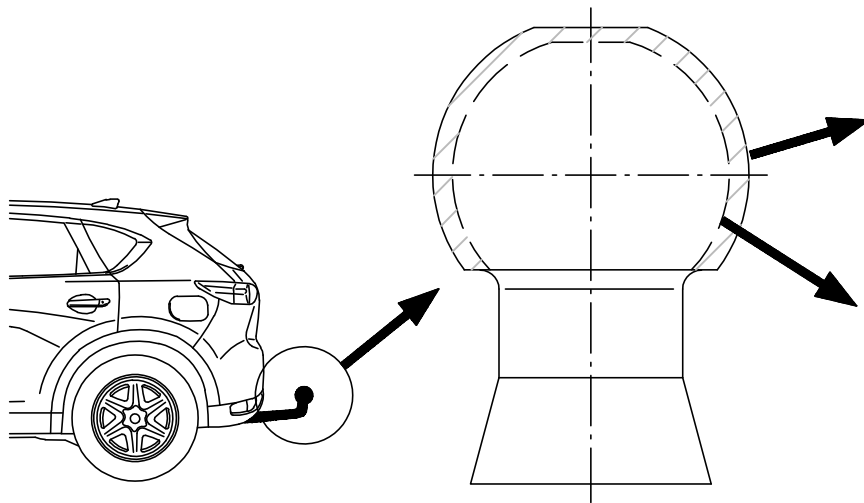
$$g = 9,81 \text{ m/s}^2$$

$$T = \frac{R \times D \times 1000}{(g \times R) - (1000 \times D)}$$




$$R = \frac{T \times D \times 1000}{(g \times T) - (1000 \times D)}$$





Ø = 50 mm



Ø < 49 mm



Approval Number

E4 55R-01 0160

Type: 0595 A D-Value: 11,0 kN

Class: A50-X S-Value: 100 kg

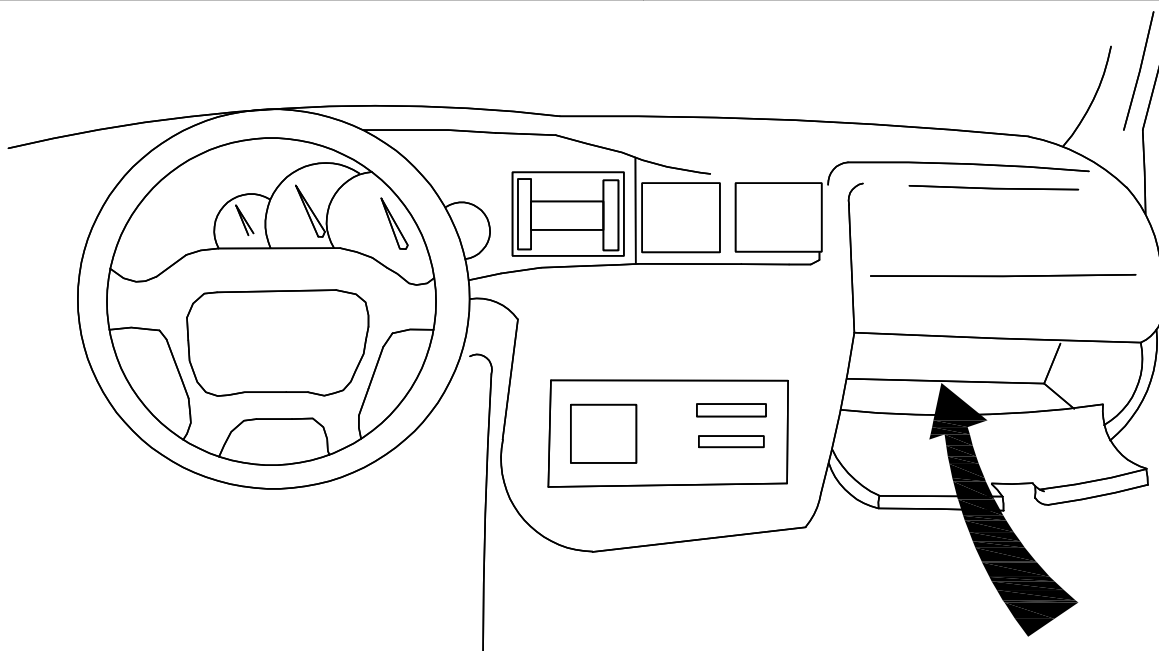
Made in Germany

www.mvg-ahk.de

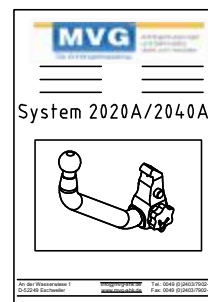
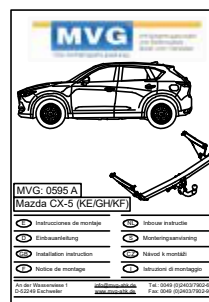
Zulässige Stützlast maximal 84 kg




Zulässige Stützlast maximal 88 kg




Technische Änderungen vorbehalten






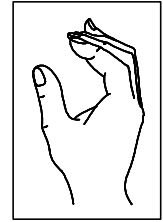
siehe Werkstatthandbuch



Nicht Entsorgen




Entsorgen



Von Hand



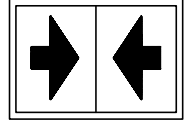
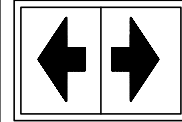
Achtung




Bewegungs Pfeil




Positionspfeil



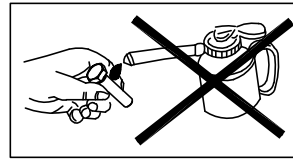
Stecker lösen/ verbinden



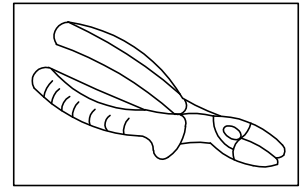
Nur zu zweit ausführen




Ohne Druckluft



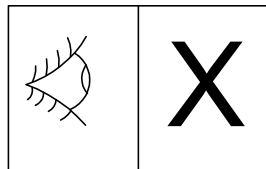
Nicht ölen



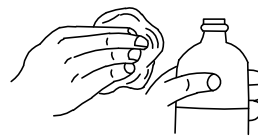
Seitenschneider verwenden



Festdrehen

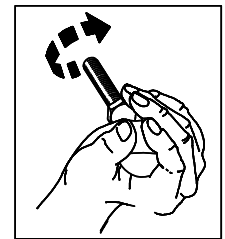


Siehe Abbildung




CLEANER

Reinigen



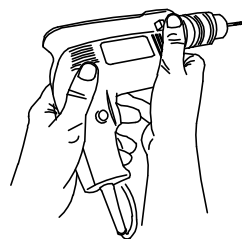
Von Hand festdrehen




Unterbodenschutz entfernen



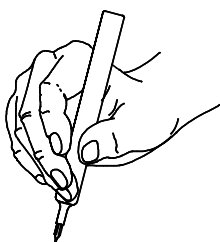
Gegen Korrosion schützen



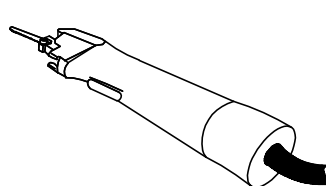
Bohrer verwenden



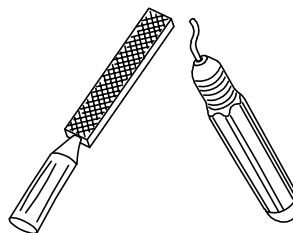
Bohrer Ø X wählen




Anzeichnen

























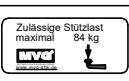
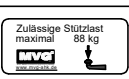

Schneiden





Feilen/ Entgraten



Licht kontrollieren

1	1x		0595 A		
2	1x		2040 A 005		
3	je 1		(links & rechts)		
4	4x		M12x1,25x50 (8.8) ISO 8676		
5	4x		M12x45 (8.8) ISO 4014		
6	4x		Ø13/ 37x3 DIN 7093		
7	8x		Ø13/ 35x5 DIN 6340		
8	4x		Ø13/ 24x2,5 ISO 7089		
9	4x		A12 (FSt.) DIN 127		
10	4x		M12 (8) ISO 7042		
11	1x				
12	1x		M8x50 (8.8) ISO 4017		
13	1x		Ø8,4/ 16x1,6 ISO 7089		
14	1x		M8 (8) ISO 7042		
15	1x				
16	2x				
17	1x				
18	2x		Ø8,4/16x1,6 DIN 125 PA 6.6		
19	1x		0595 A		
20	1x		System 2020 A / 2040 A		
21	1x		0062		
22	1x		1012		
23	1x		84 kg		1016
24	1x		88 kg		1016
25	2x				

26	2x				
27	2x		M12x50 (8.8) ISO 4014		

E Volumen de suministro del enganche

D Lieferumfang der Anhängavorrichtung

GB Scope of delivery of towing hitch

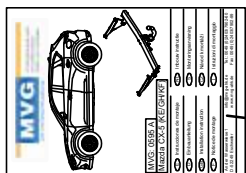
F Pièces comprises dans la fourniture de l'attelage

NL Leveringsomvang trekhaak

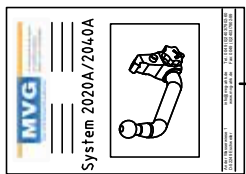
S Dragkrokens leveransspecifikation

CZ Objem dodání tažného zařízení

I Dotazione del gancio di traino



19




20



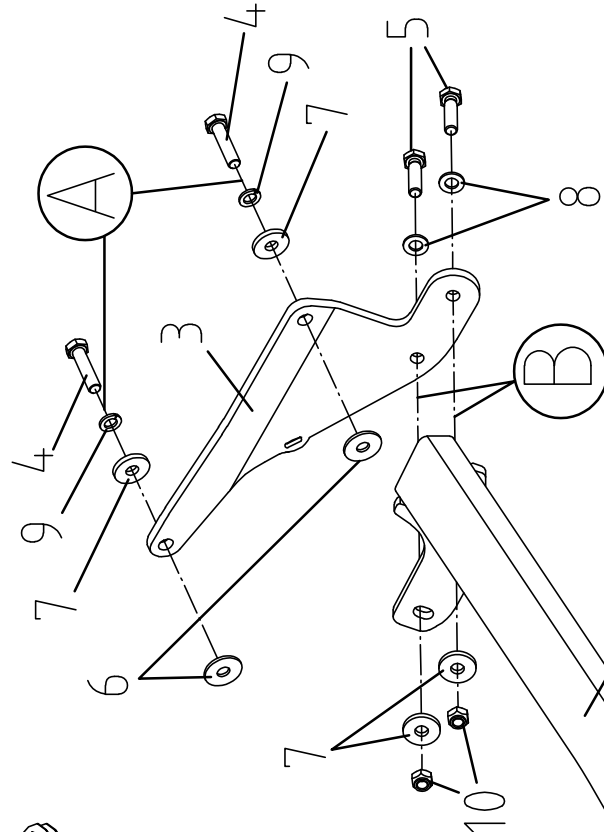
23



24



22

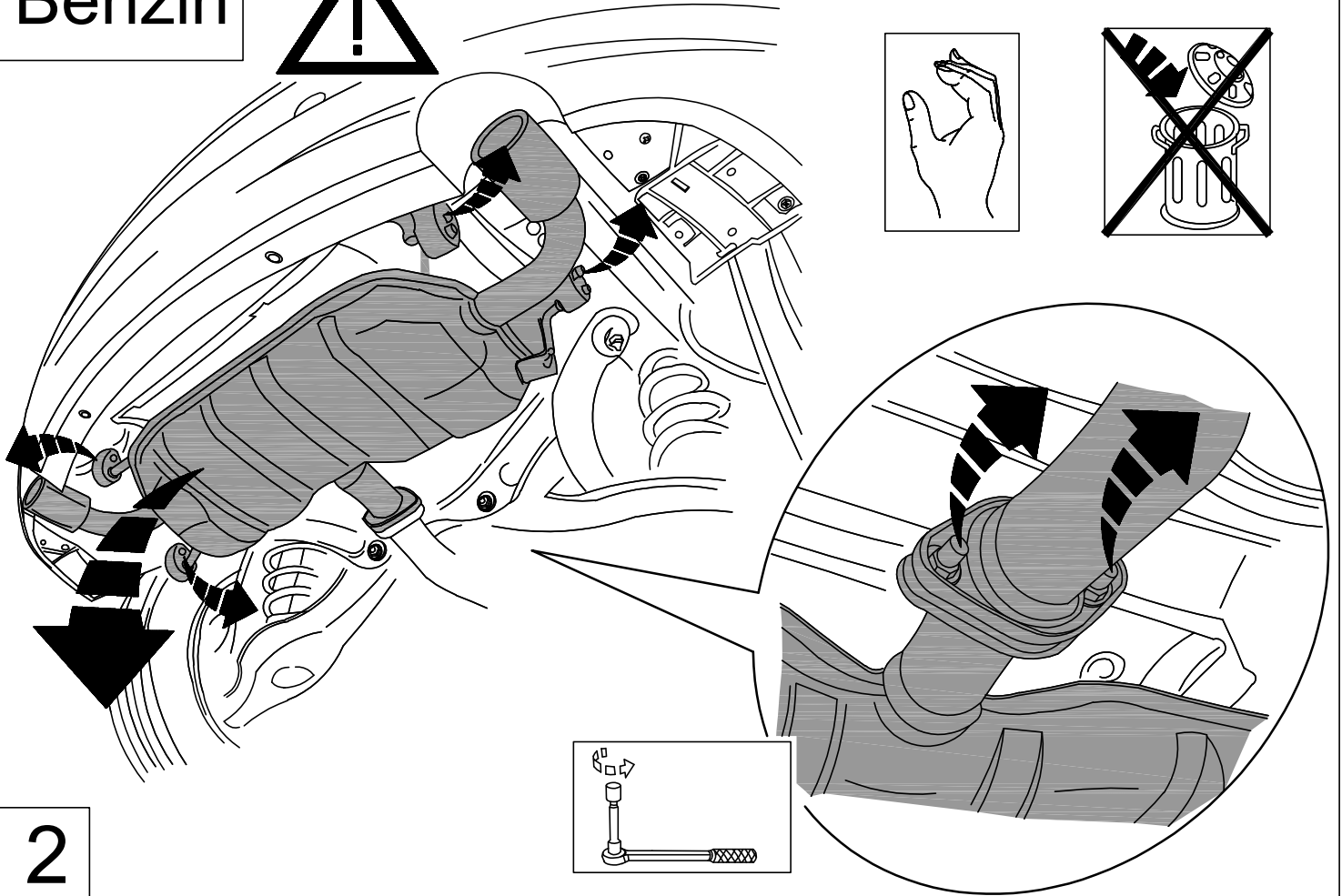
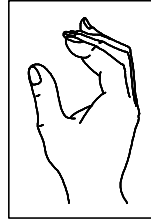


A


B

C

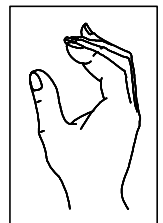
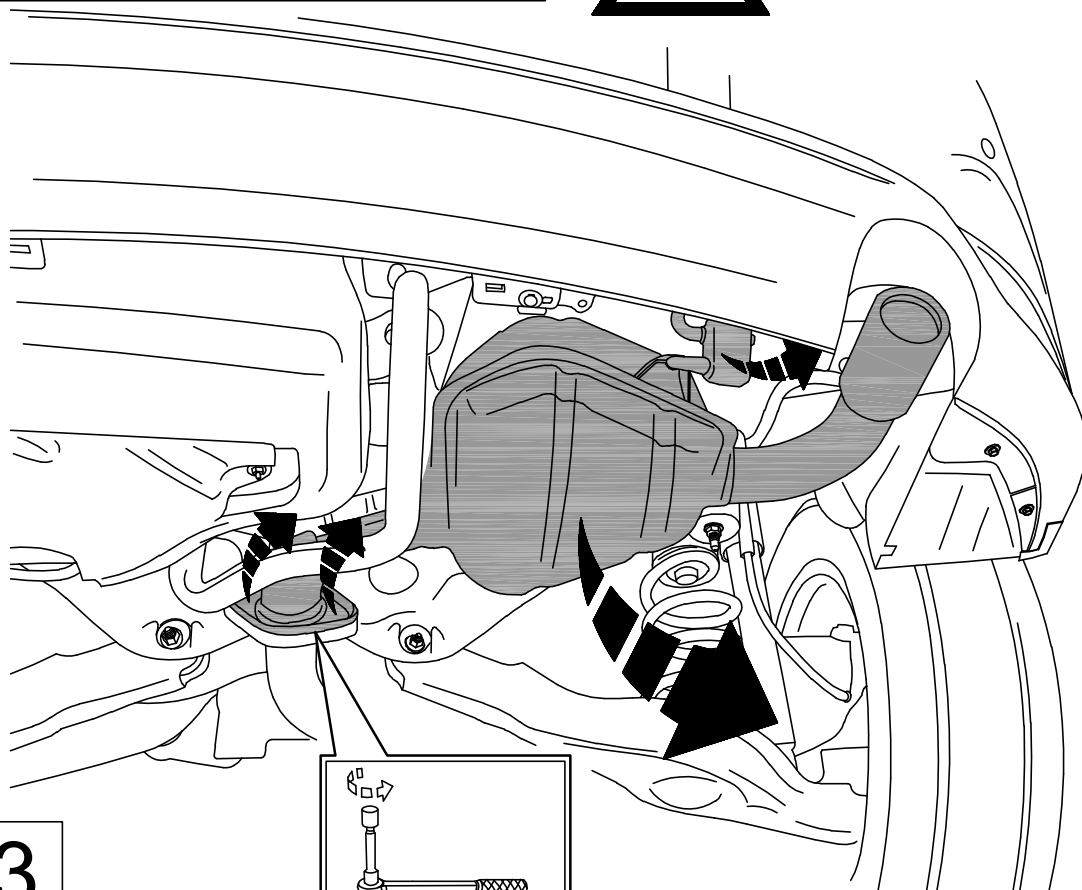
Benzin




2


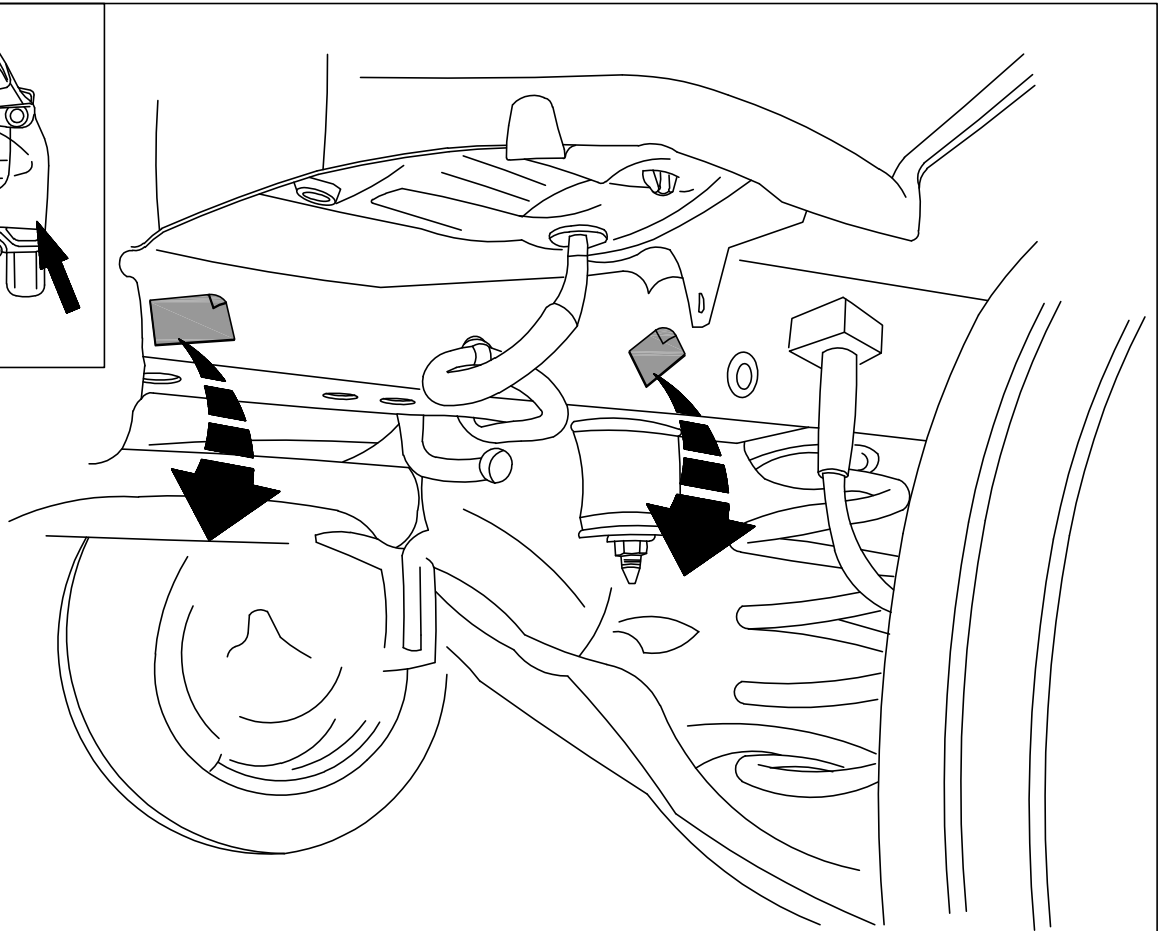
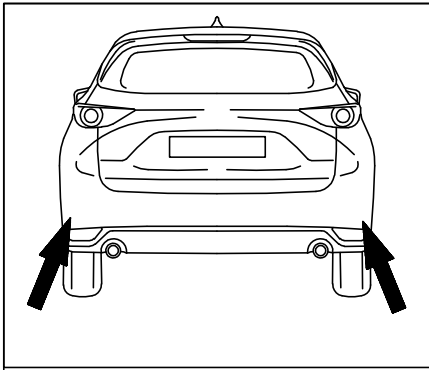


Diesel (AdBlue)

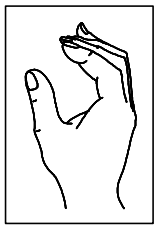
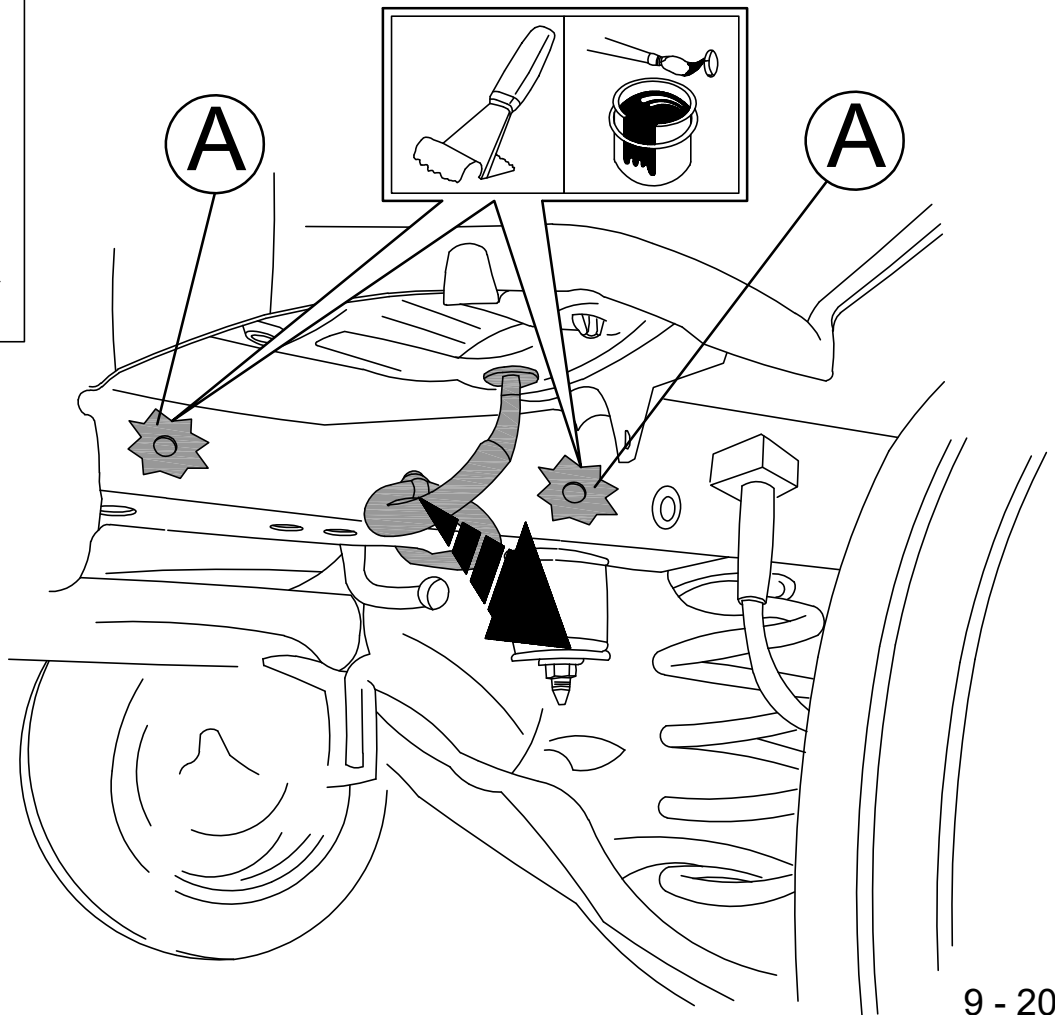
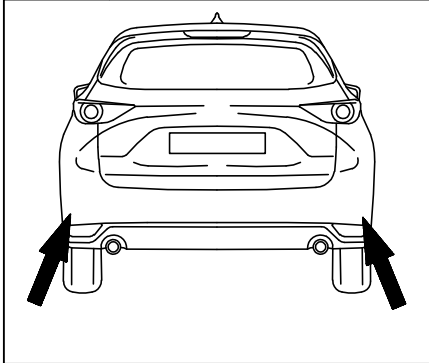


3

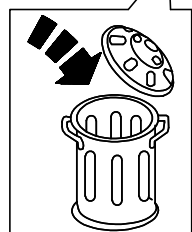
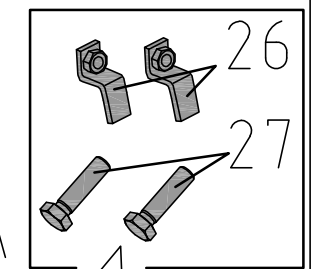
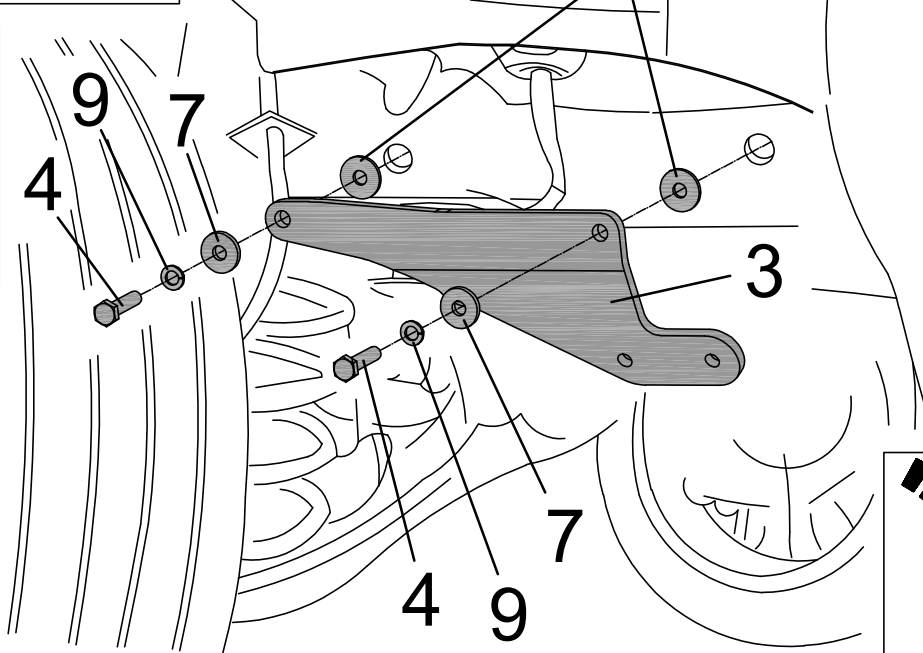


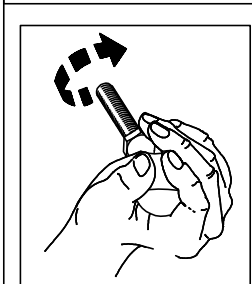
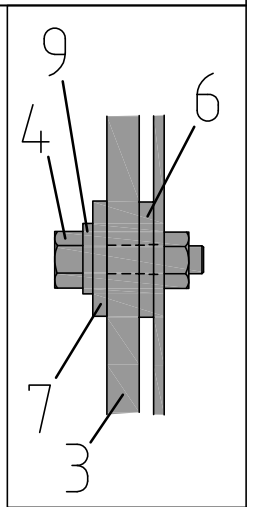

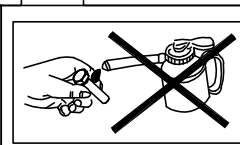
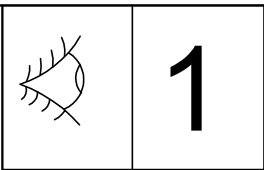
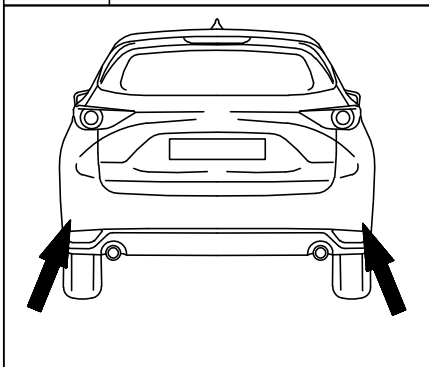
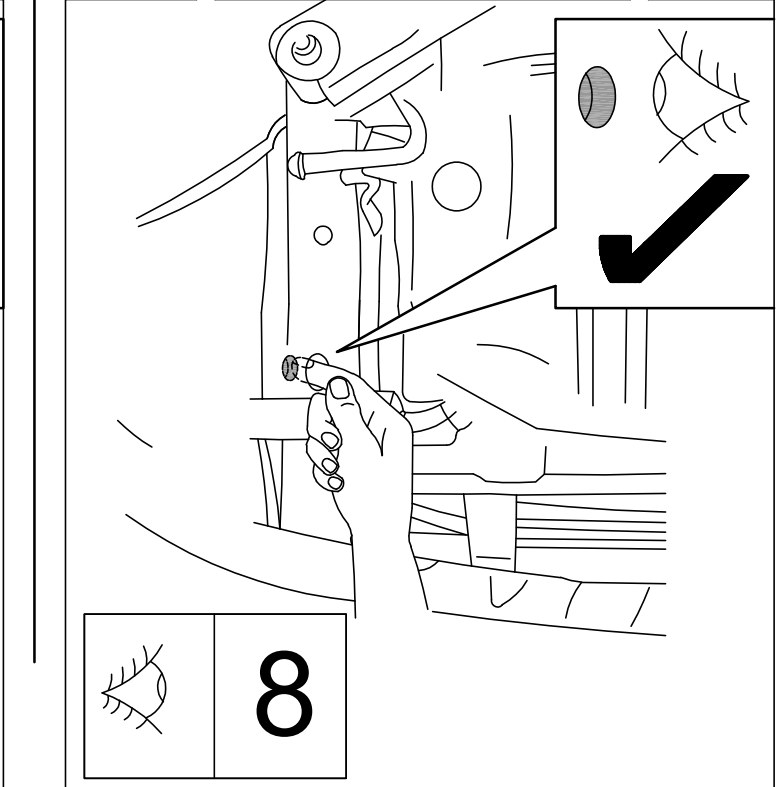
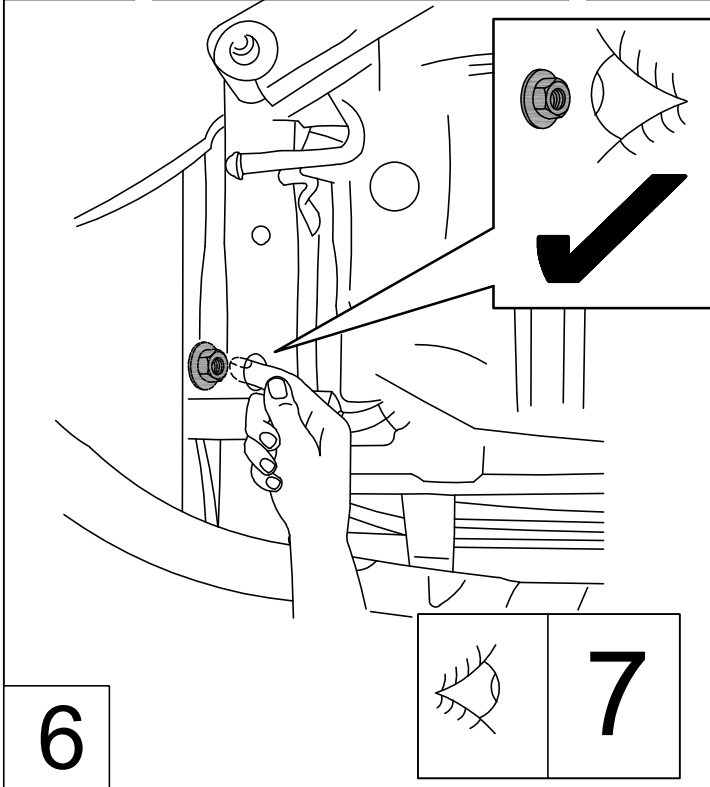



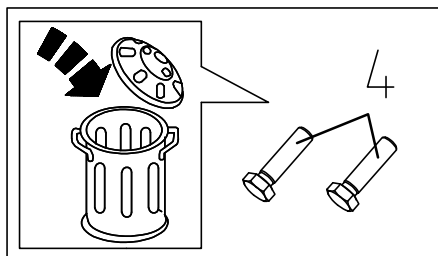
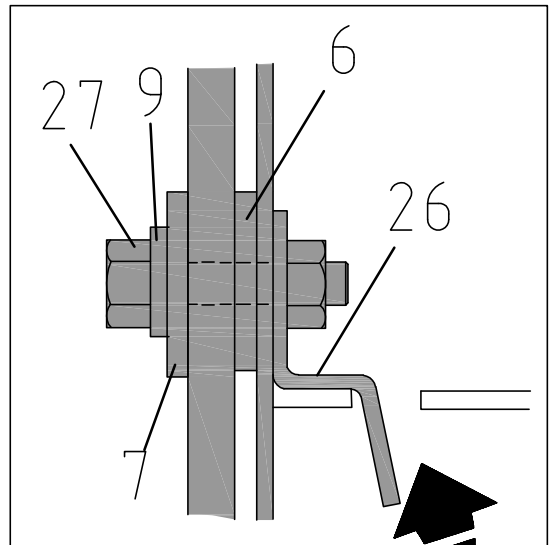

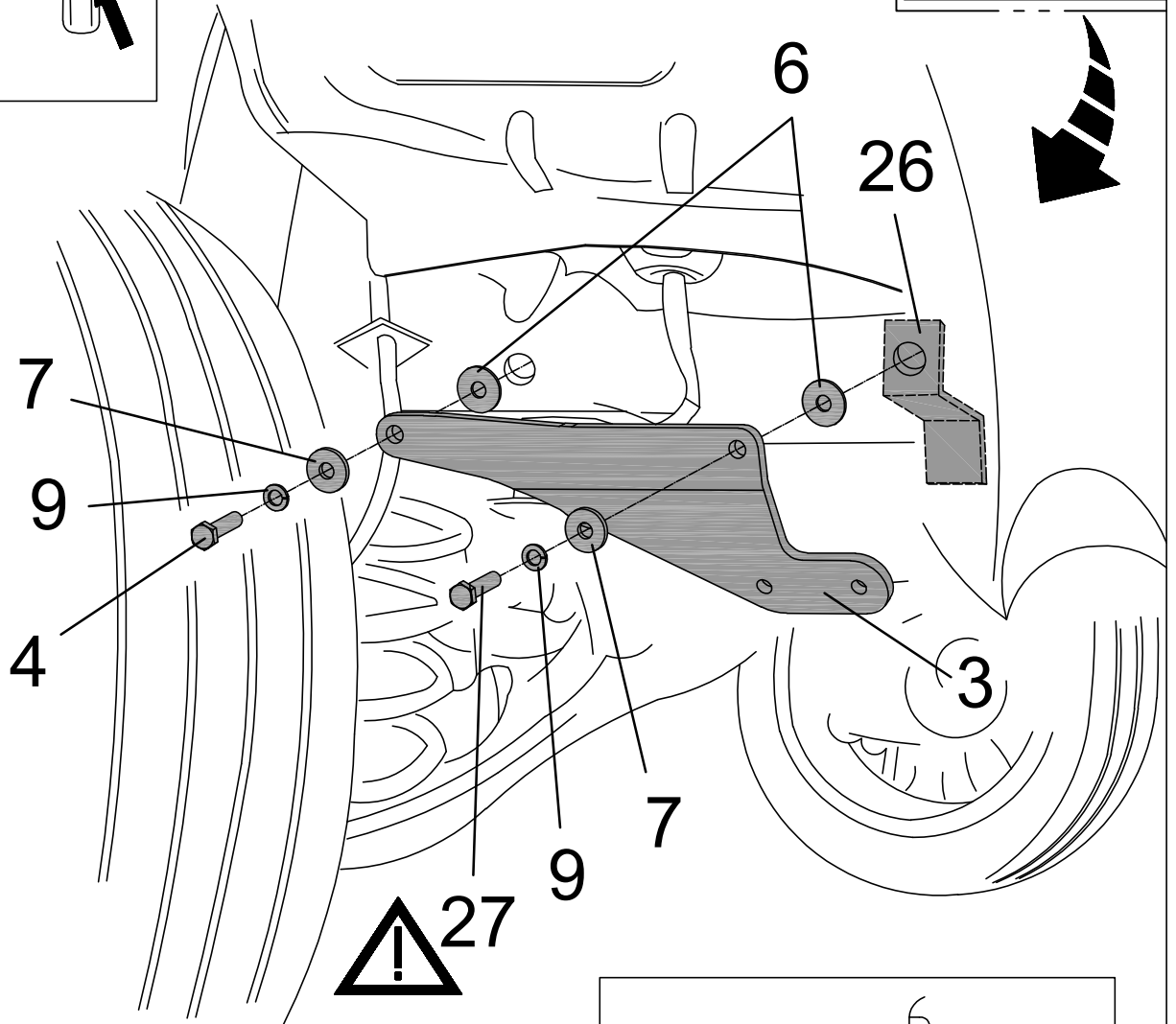

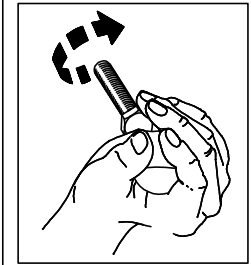
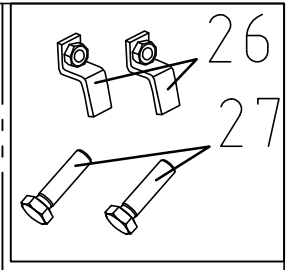
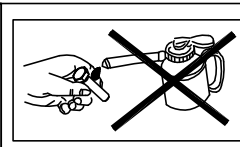
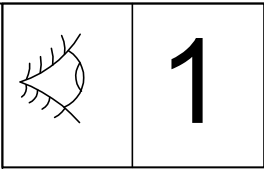
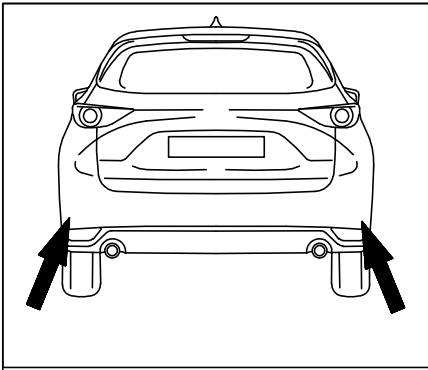


4



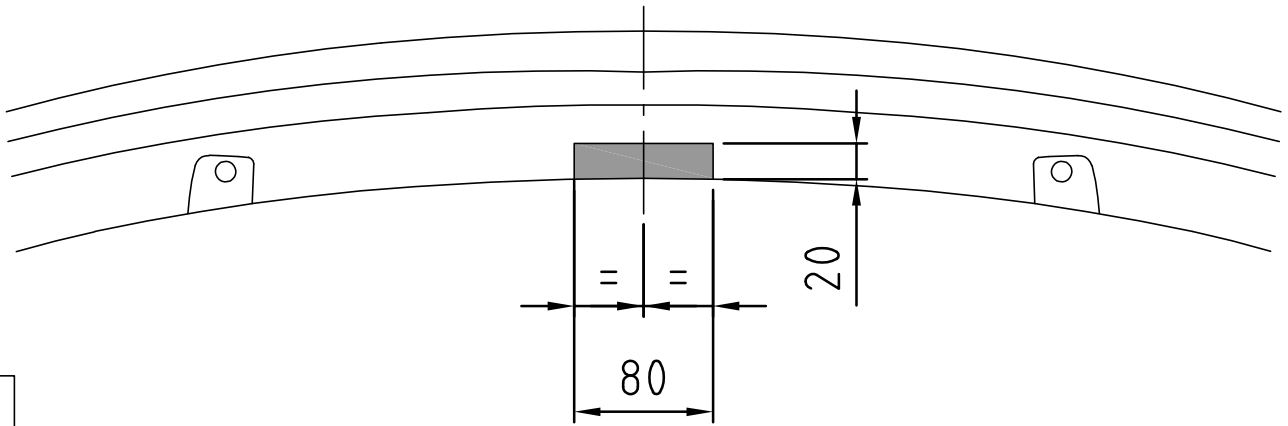
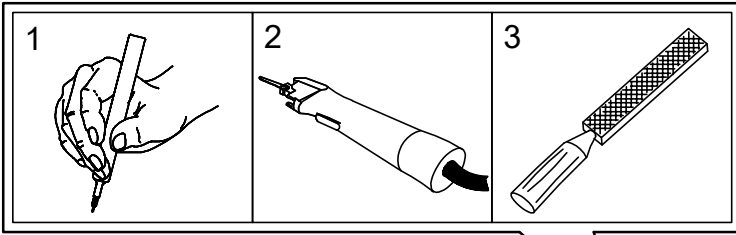
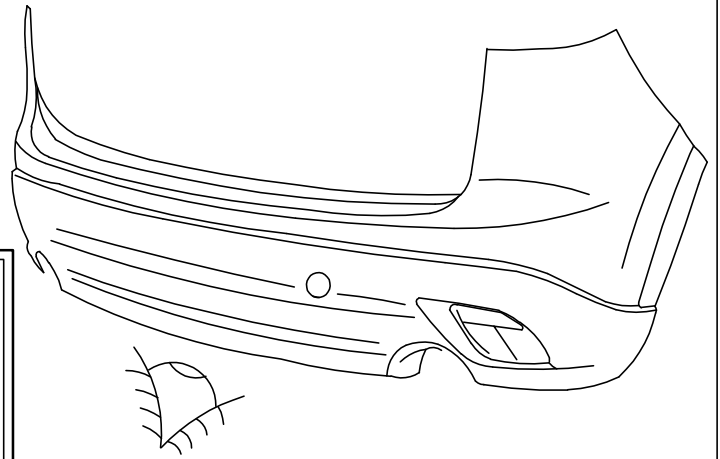
5





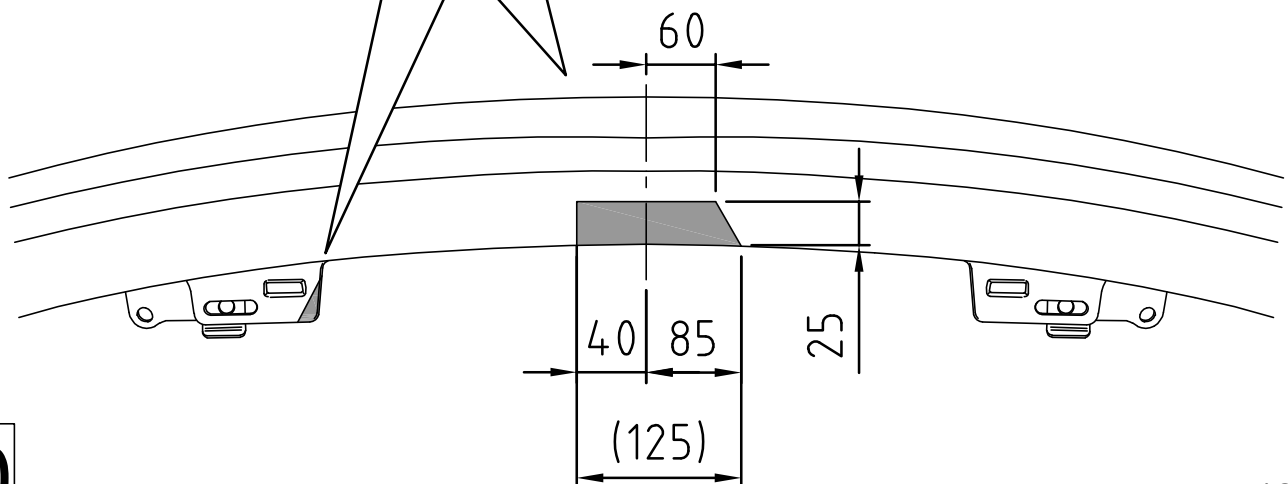
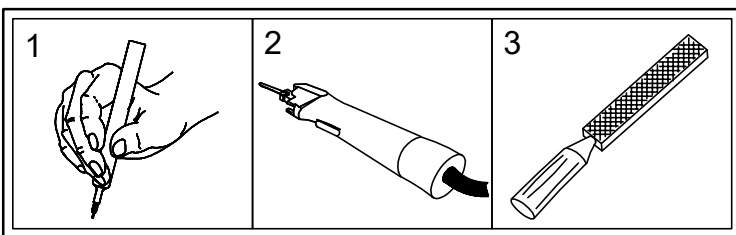
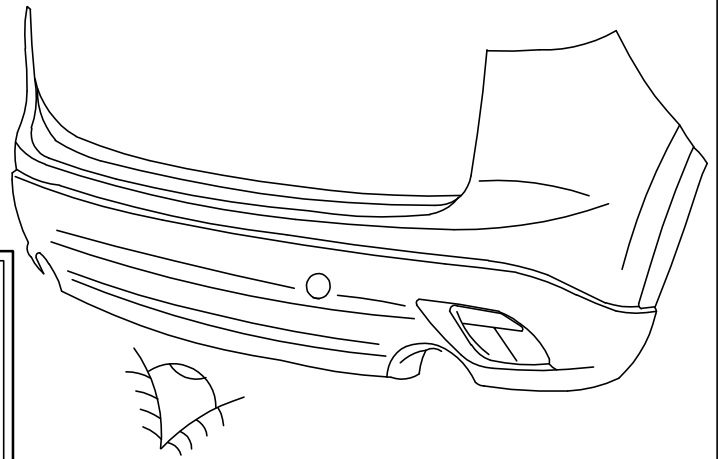
8

Mazda CX-5 (KE/GH)
bis Mj. 2016



9

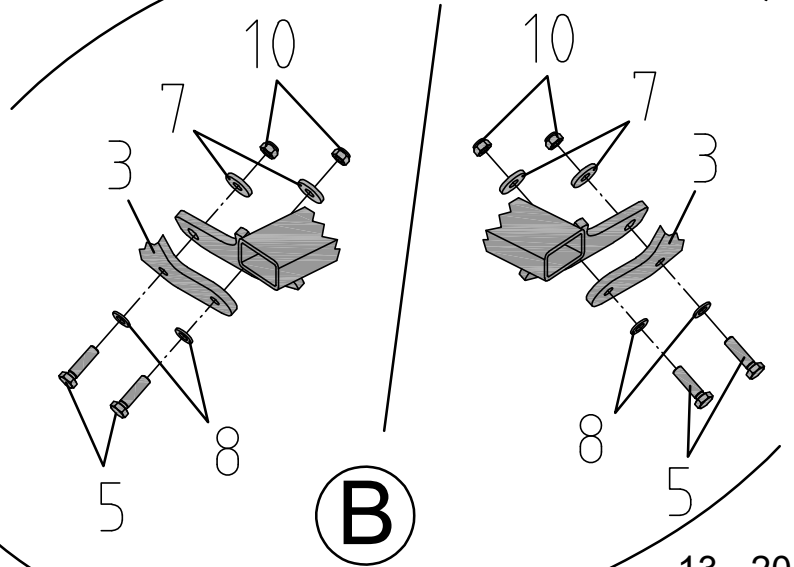
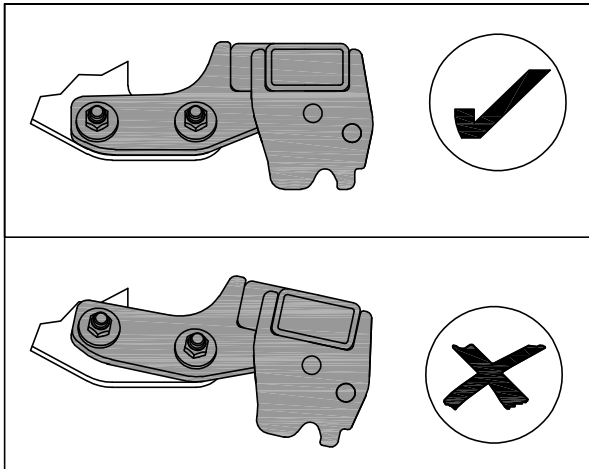
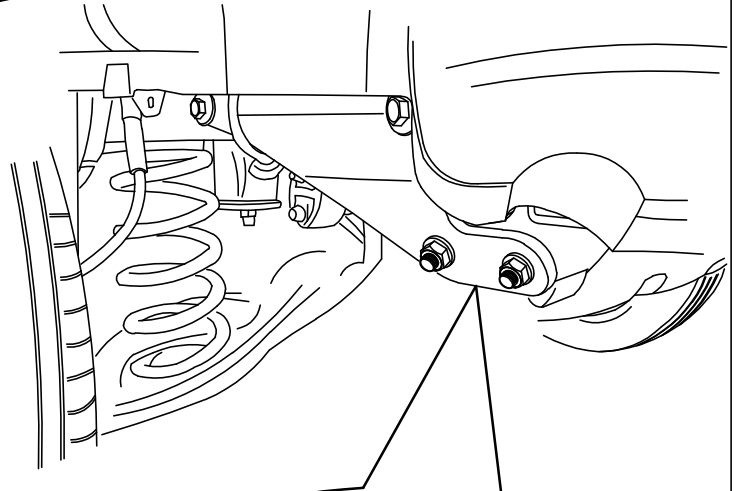
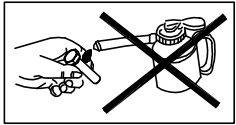
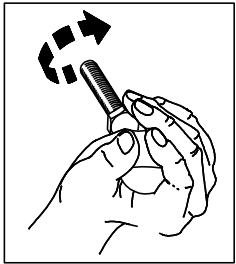
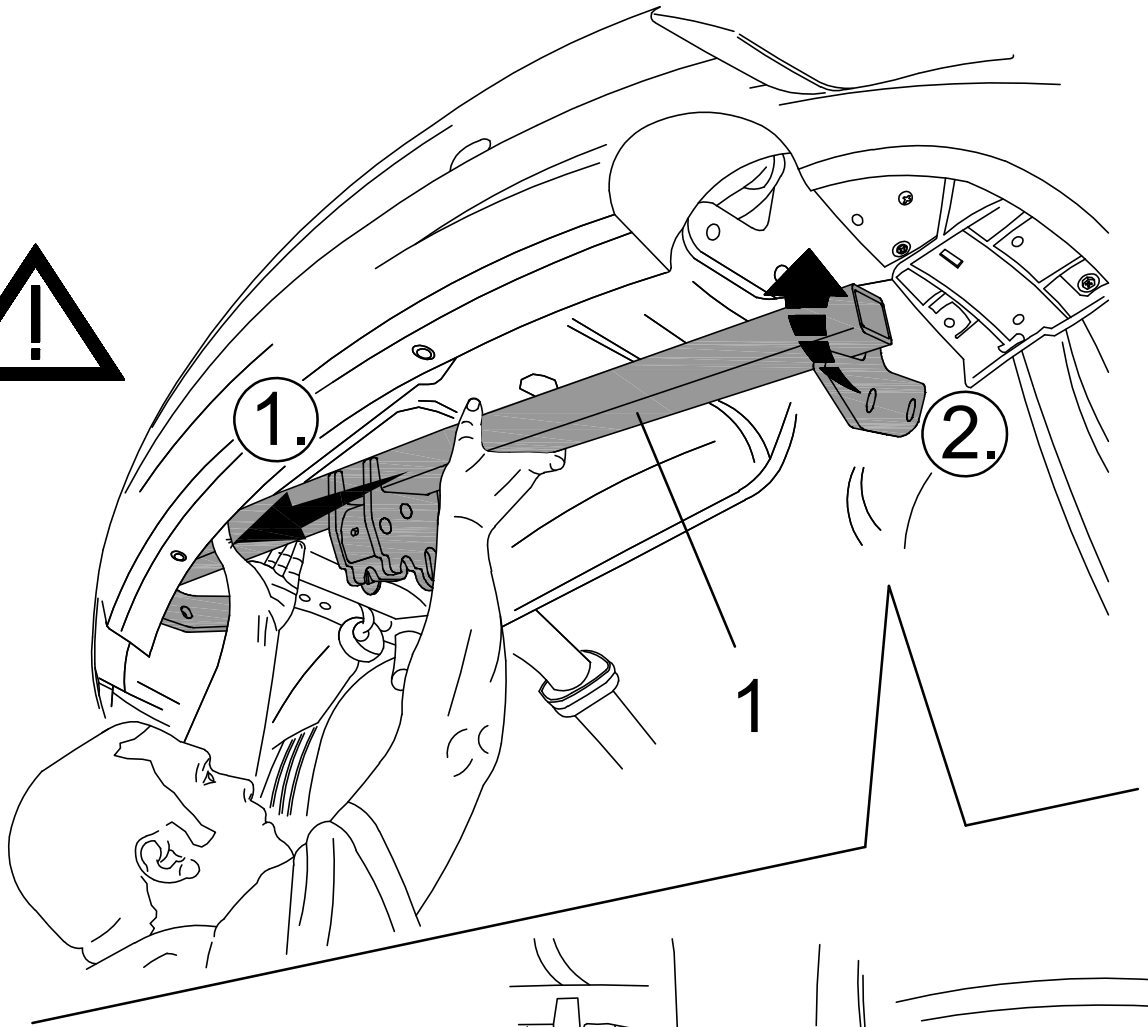
Mazda CX-5 (KF)
ab Mj. 2017



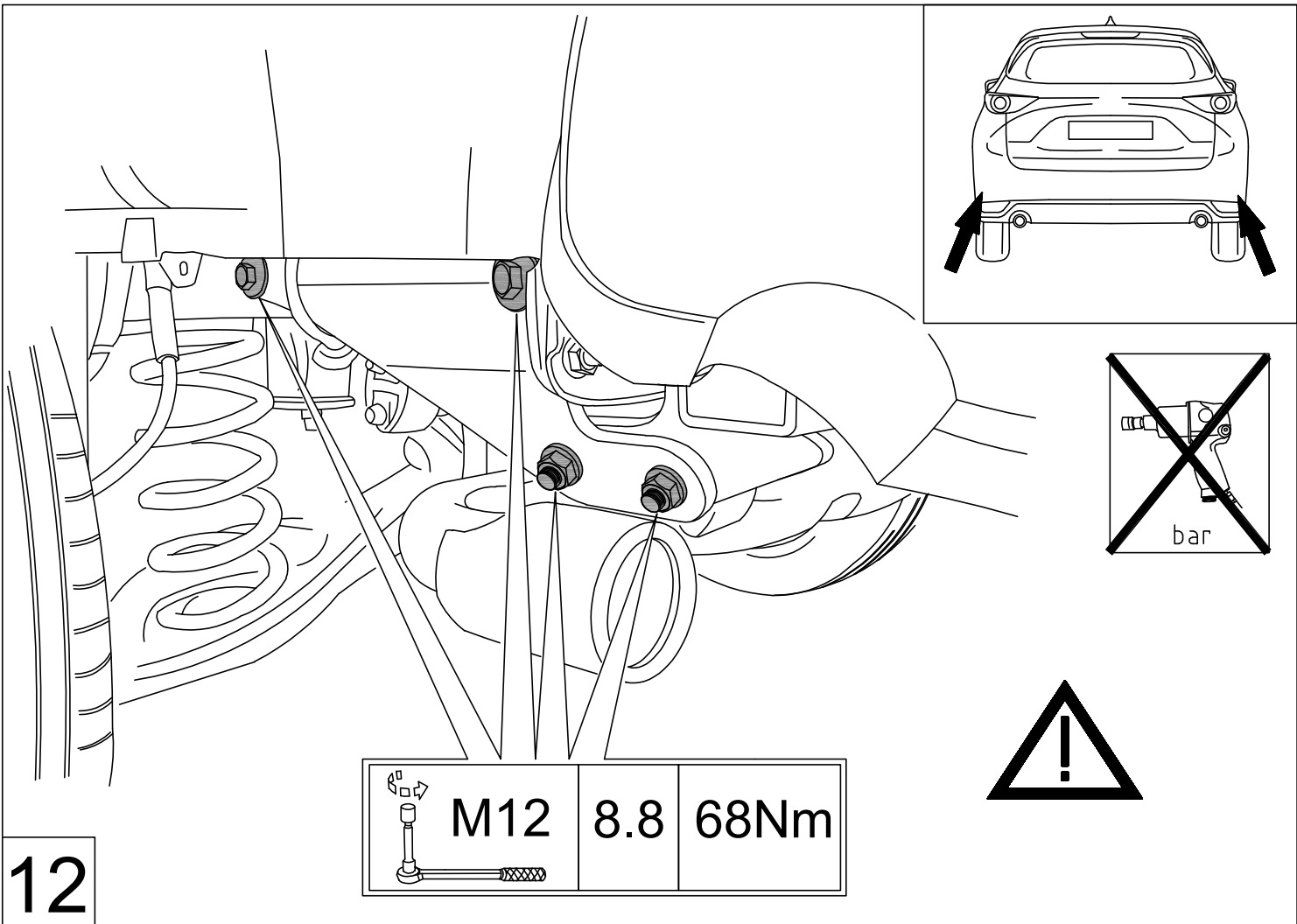
10



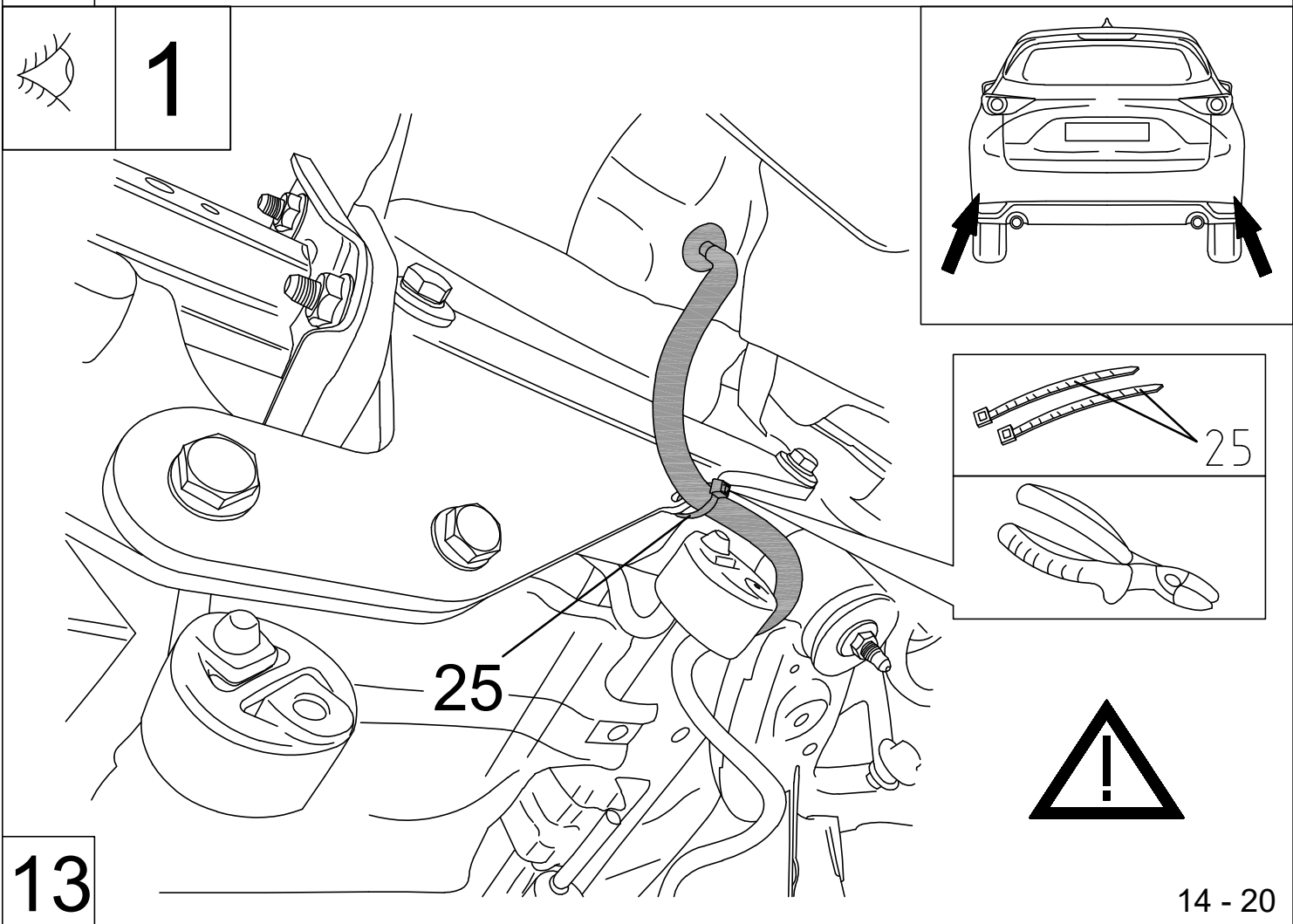
1



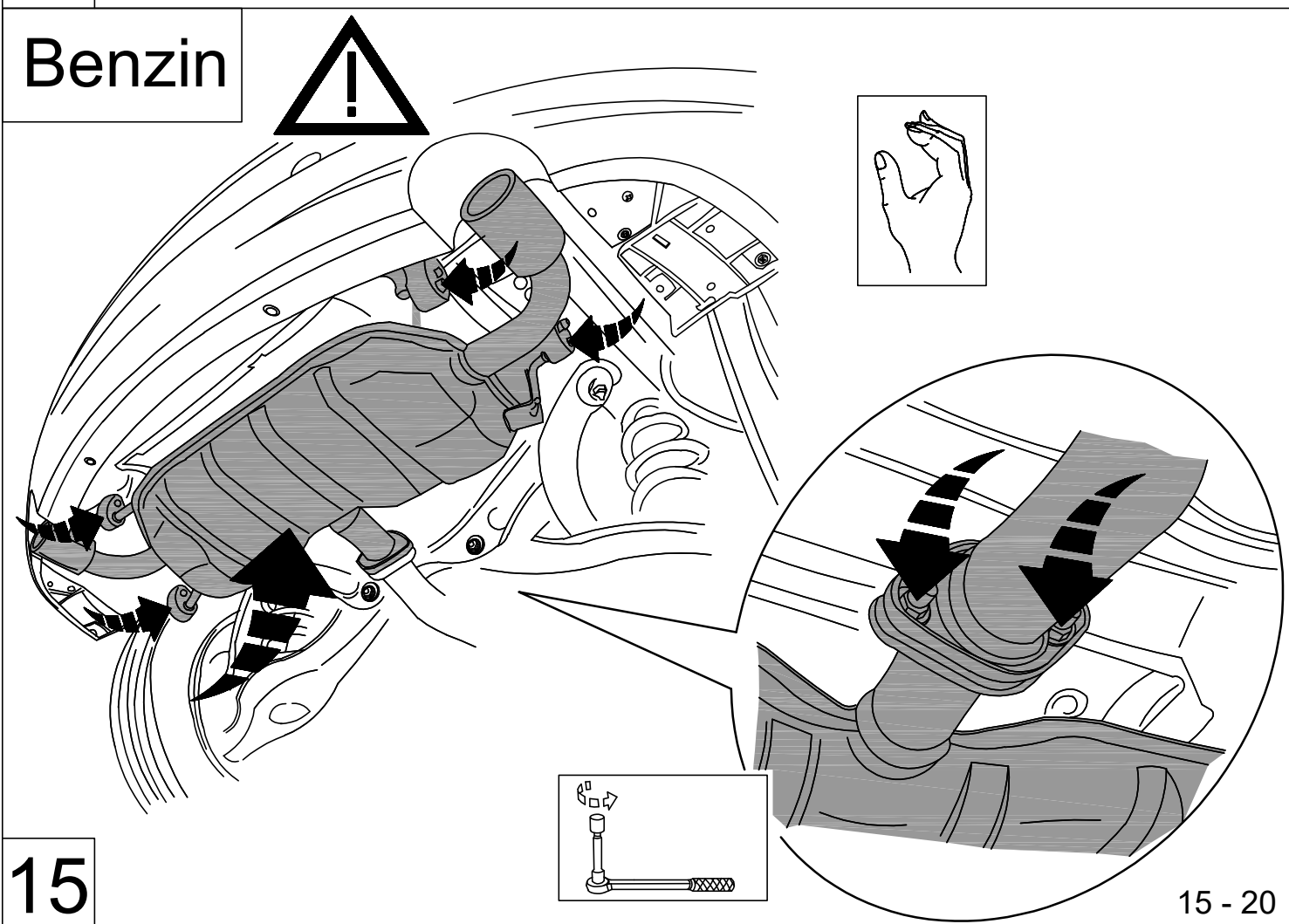
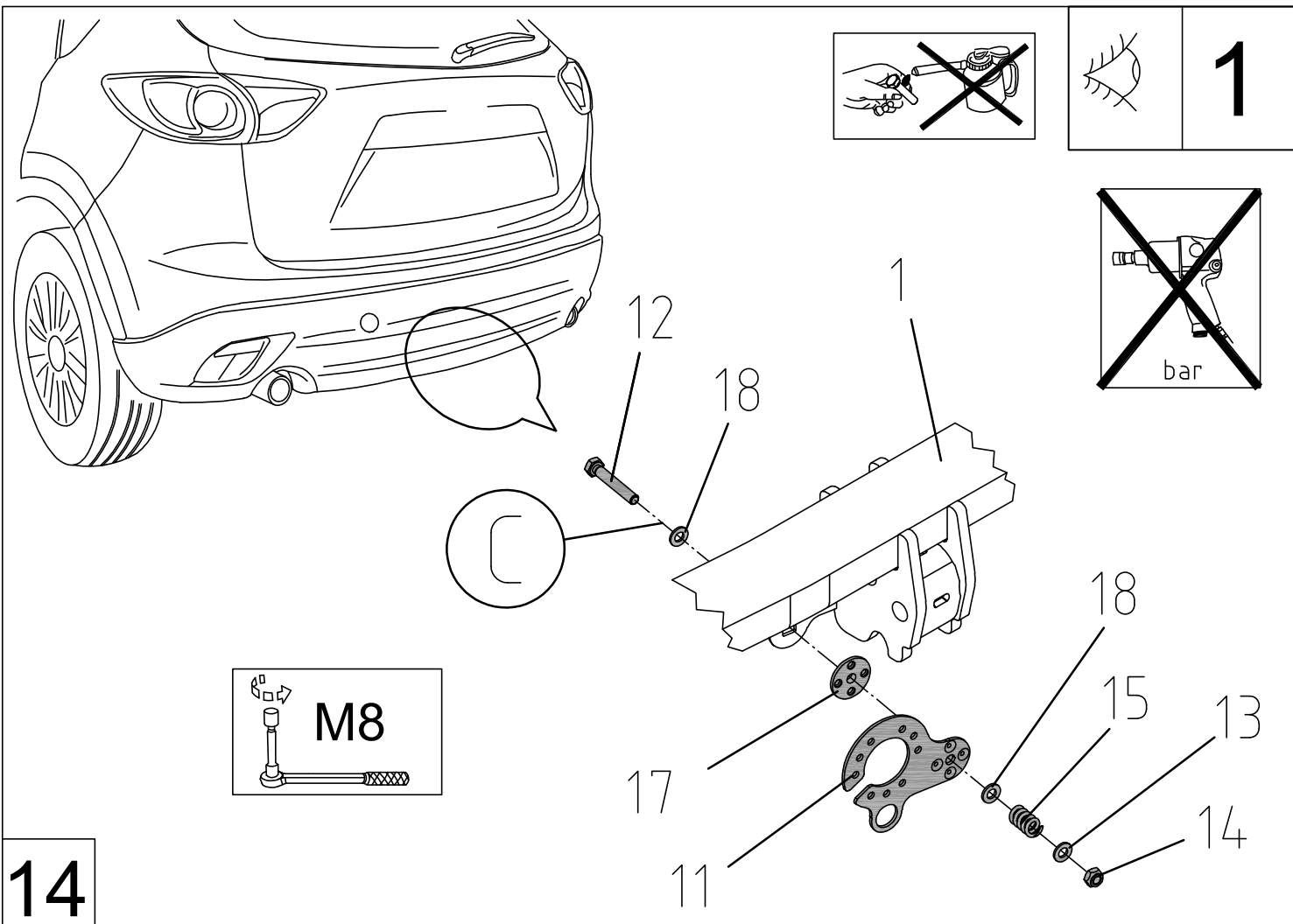
11



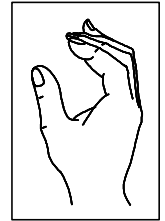
12





13



Diesel (AdBlue)

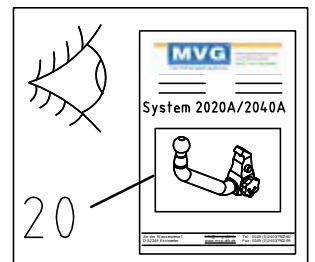


16

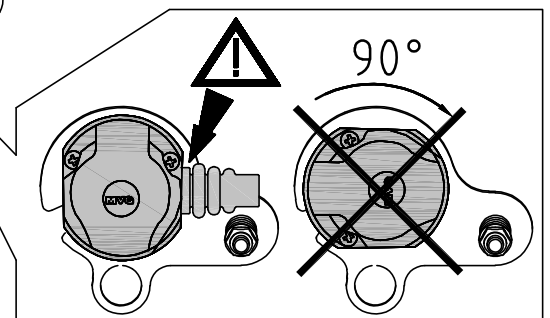


23 — Zulässige Stützlast maximal 84 kg
MVG
www.mvg-ahk.de

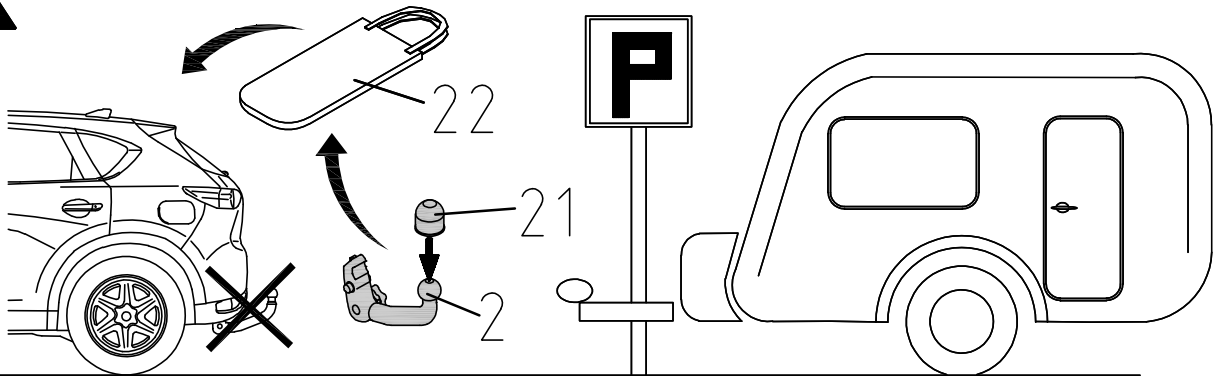

Zulässige Stützlast maximal 88 kg
MVG
www.mvg-ahk.de



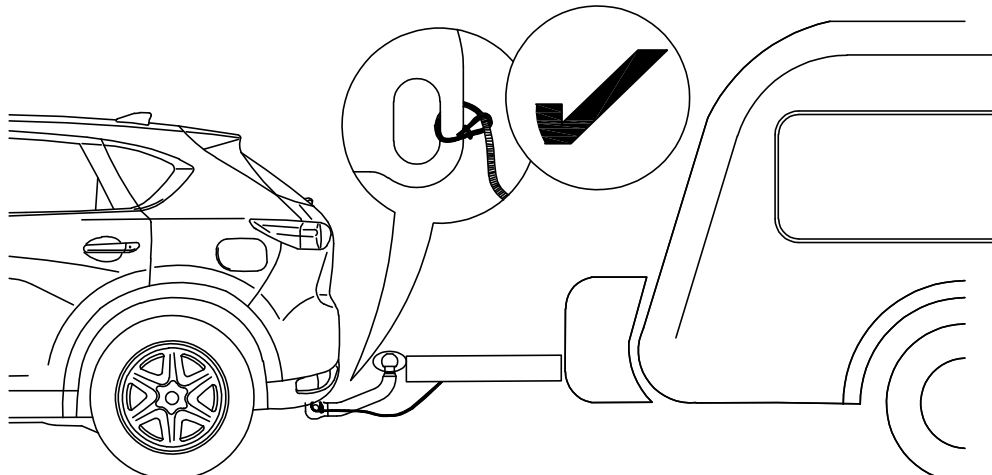

20



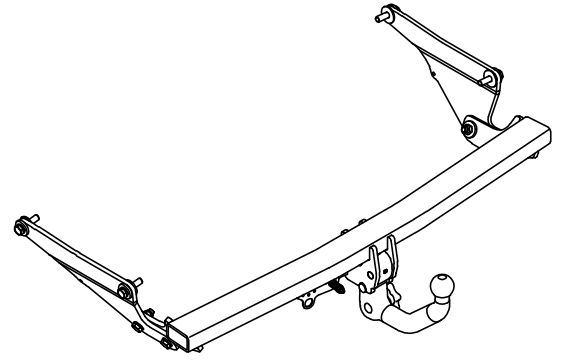

17



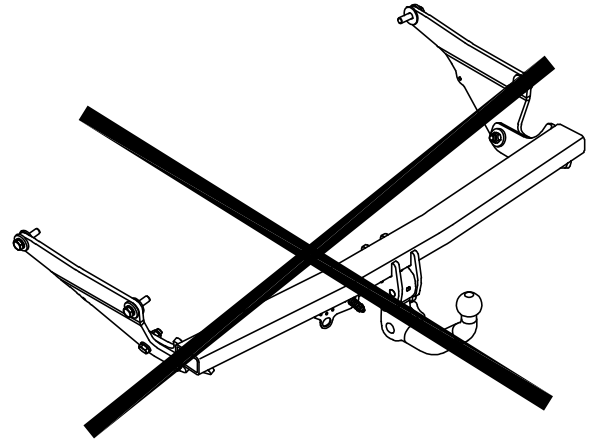

18



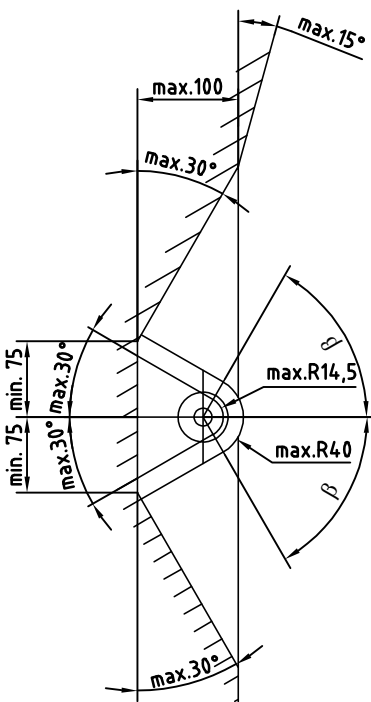
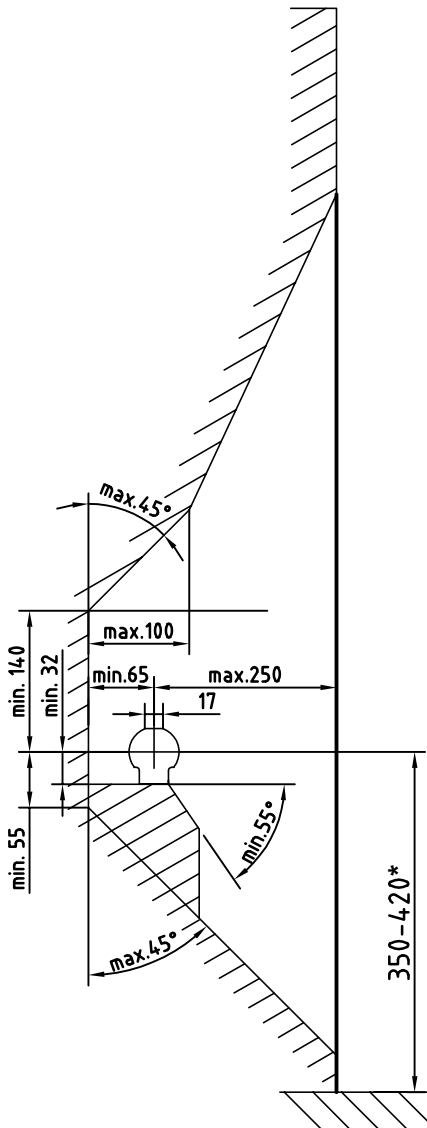
19



Best. Nr.: 0595 A



20



- D** Der Freiraum nach Anhang 7, Abbildung 25a und 25b der Richtlinie ECE-R 55 ist zu gewährleisten.
- CZ** Volný prostor ve smyslu Přílohy 7, obr. 25a a 25b směrnice ECE-R 55 musí být zaručen.
- DK** Det skal sikres, at der er spillerum i overensstemmelse med bilag 7, fig. 25a og 25b i henhold til direktiv ECE-R 55.
- E** Hay que garantizar el espacio libre conforme al anexo 7, fig. 25a y 25b de la directiva ECE-R 55.
- F** La zone de dégagement, selon l'annexe 7, figure 25a et 25b de la directive ECE-R 55, doit être assurée.
- FIN** Välyksen tulee täyttää ohjeen ECE-R 55 liitteen 7 kuvissa 25a ja 25b ilmoitetut vaatimukset.
- GB** Make sure to provide clearance according to appendix 7, figures 25a and 25b of the ECE-R 55 regulations.
- GR** Πρέπει να εξασφαλίζεται ο ελεύθερος χώρος σύμφωνα με το παράρτημα 7, σχήμα 25a και 25b της κοινοτικής οδηγίας ECE-R 55.
- H** Biztosítani kell az ECE-R 55 irányelv szerinti, 7. számú függelék, 25a. és 25b ábrákban jelölt szabad teret.
- I** Deve essere garantito lo spazio libero secondo l'allegato 7, figure 25a e 25b della normativa europea ECE-R 55.
- N** Det må sørges for fritt rom i samsvar med tillegg 7, figur 25a og 25b i direktiv ECE-R 55.
- NL** De vrije ruimte volgens supplement 7, afbeelding 25a en 25b van richtlijn ECE-R 55 moet gewaarborgd zijn.
- PL** Należy zapewnić wolną przestrzeń zgodnie z załącznikiem 7, rys. 25a i 25b, dyrektywy ECE-R 55.
- RUS** Оставлять свободное пространство согласно Приложению 7, рис. 25a и 25b Директивы ECE-R 55.
- S** Spelrummet enligt bilaga 7, bild 25a och 25b i riktlinje ECE-R 55, måste garanteras.

- D** * bei zulässigem Gesamtgewicht des Fahrzeuges
- CZ** * při celkové přípustné hmotnosti vozidla
- DK** * ved tilladt totalvægt for køretøjet
- E** * con peso total autorizado del vehículo
- F** * pour poids total en charge autorisé du véhicule
- FIN** * Ajoneuvon suurimmalla sallitulla kokonaispainolla
- GB** * at gross vehicle weight rating
- GR** * για το επιτρεπτό μικό βάρος του οχήματος
- H** * A jármű megengedett összsúlya esetén
- I** * per il peso complessivo ammesso del veicolo
- N** * ved kjøretøyets tillatte totalvekt
- NL** * bij toegestaan totaal gewicht van het voertuig
- PL** * przy dopuszczalnym ciężarze całkowitym pojazdu
- RUS** * при допустимом общем весе автомобиля
- S** * vid fordonets tillåtna totalvikt

- D** Die Anhängervorrichtung ist ein Sicherheitsteil und darf nur von Fachunternehmen montiert werden. Bei falscher Montage besteht schwere Unfallgefahr! Der deutsche Text dieser Anleitung ist bindend.
- CZ** Tažné zařízení je bezpečnostní součást, kterou smí montovat pouze odborné podniky. Při chybné montáži hrozí vážné nebezpečí nehody! Německý text tohoto návodu je závazný.
- DK** Anhængertrækket er en sikkerhedsdel og må kun monteres af autoriserede firmaer. Ved forkert montering er der fare for alvorlige uheld! Den tyske tekst i denne vejledning er bindende.
- E** La bola de enganche es un elemento de seguridad y sólo se debe permitir su montaje a personal cualificado. ¡En caso de montaje erróneo existe peligro de accidentes graves! Es vinculante el texto alemán de estas instrucciones.
- F** Le dispositif d'attelage est un équipement de sécurité et doit être mis en place exclusivement par un atelier spécialisé. Un montage incorrect représente un risque élevé d'accident! Le texte allemand de cette notice fait foi.
- FIN** Vetolaite on turvallisuuksen vaikuttava osa, jonka saa asentaa vain alan erikoisliike. Virheellinen asennus voi aiheuttaa vakavan onnettomuuden! Tämän ohjeen saksankielinen teksti on sitova.
- GB** A trailer hitch is a safety-critical part and may be fitted only by qualified companies. Improper assembly may result in a serious accident hazard! The German text of this instruction is binding.
- GR** Ο κοτσαδόρος είναι ένα εξάρτημα ασφαλείας και η τοποθέτηση του επιτρέπεται να γίνεται μόνο από εξειδικευμένο συνεργείο. Σε περίπτωση λάθους τοποθέτησης υπάρχει κίνδυνος σοβαρών ατυχημάτων! Το γερμανικό κείμενο αυτών των οδηγιών είναι δεσμευτικό.
- H** A vonószerkezet egy biztonsági felszerelés, amelyet csak szaküzem szerelhet fel. Helytelen szerelés súlyos balesethez vezethet! A német szerelési utasítás betartása kötelező.
- I** Il gancio di traino è un componente di sicurezza e deve essere montato esclusivamente da personale specializzato. In caso di montaggio errato sussiste il pericolo di incidenti gravi! È vincolante il testo tedesco di queste istruzioni.
- N** Tilhengerfestet er en sikkerhetskompoment og skal monteres av fagbedrift. Det er stor fare for at det kan oppstå ulykker ved feil montering! Den tyske teksten i denne veiledningen er bindende.
- NL** De aanhanger is veiligheidsonderdeel en mag alleen door vakkundig personeel worden gemonteerd. Bij verkeerde montage bestaat ernstig gevaar voor ongevallen! De Duitse tekst van deze handleiding is bindend.
- PL** Hak holowniczy stanowi element bezpieczeństwa i może zostać zamontowany wyłącznie przez firmę specjalistyczną. W przypadku nieprawidłowego montażu istnieje poważne ryzyko wypadku! Tekst niniejszej instrukcji w języku niemieckim jest wiążący.
- RUS** Сцепное устройство - это узел, несущий предохранительные функции, и к его монтажу допускаются только специалисты. При неправильном монтаже грозит опасность тяжелых травм! Обязательным является немецкий текст данной инструкции.
- S** Dragkroken är en säkerhetskompoment och bör endast monteras av kvalificerade tekniker. Vid felaktig montering föreligger risk för allvarliga olyckor! Den tyska texten i denna anvisning är bindande.